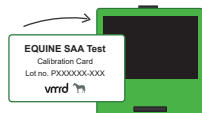


1. Attach

lot-specific calibration card
(found inside lid of test box)



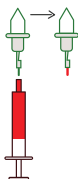
6. Snap reader on top of cartridge

Press button to turn on (shows **LAST** result)
Press button again for **READY**



2. Fill capillary

with blood



3. Puncture foil

with cap



4. Firmly seat

base of dropper top into
mouth of dilution tube



5. Shake horizontally

to mix



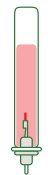
7. Unscrew cap

from dropper



8. Discard

initial drops

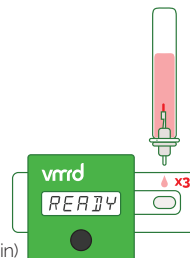


🔴 x3

9. Add 3 drops

Short press button (<1 sec) for a timed read (10 min)
Long press button (>1 sec) for immediate read
(for a test that has already been developed for 10 min)

Reader will shut off automatically after 50 sec of inactivity



EQUINE SERUM AMYLOID A (SAA) TEST