

vmrd Veterinary Medical
Research & Development

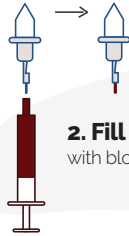
Serum Amyloid A



CALIBRATION CARD
Serum Amyloid A Test
Lot no. P191106-001
vrrd

1. Attach

lot-specific calibration card
(found inside lid of test box).



2. Fill capillary with blood



3. Puncture foil with cap



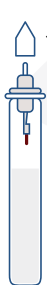
4. Firmly seat base of dropper top into mouth of dilution tube



5. Shake horizontally to mix


6. Snap reader on top of cartridge

- Press button to turn on (shows "LAST" result)
- Press button again for "READY"



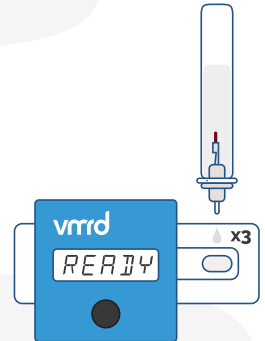
7. Unscrew cap from dilution tube

8. Discard initial drops



9. Add 3 drops

- Short press button (<1 sec) for a timed read (10 min)
- Long press button (>1 sec) for immediate read (for a test that has already been developed for 10 min)



Reader will shut off automatically after 50 sec of inactivity